



**BraunAbility**



**Rampvan®**

**Automatic Door**

The original Toyota door operator reliably opens the sliding door at the touch of a button.




**Kneeling Suspension**

As the door opens, the rear suspension "kneels" to reduce the slope of the ramp even further.



**Automatic Ramp**

The lightweight aluminum foldout ramp extends to allow easy access to the lowered floor interior.



**Remote Control**

The accessible functions are controlled by the Toyota remote and several interior switches placed for your convenience.



**Rampvan® Conversion available on:**

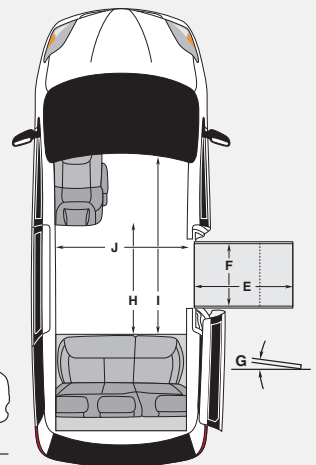
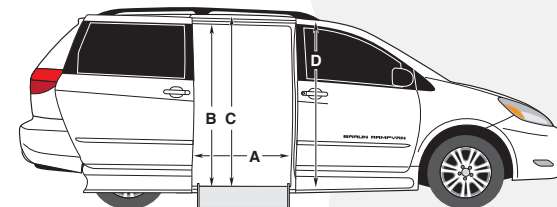
- 2007 & Newer Toyota Sienna

**Standard Features**

- OEM Keychain Remote Control
- Kneeling Rear Suspension
- Removable Passenger Seat
- Removable Driver Seat
- OEM Automatic Passenger Sliding Door
- Automatic Foldout or Infloor Ramp
- Lowered Floor
- Wheelchair/Occupant Securement System
- Interior OEM Control Switches
- Custom Ground Effects

**Optional Features**

- Retractable Belt System
- Protective Carpet Mat
- Non-Skid Flooring



		<b>Foldout</b>	<b>Infloor</b>
Door Opening Usable Width	<b>A</b>	31-1/4"	32-1/4"
Door Opening Usable Height	<b>B</b>	54-1/4"	53-3/8"
Interior Height at Center of Van*	<b>C</b>	59-1/4"	58-1/4"
Interior Height at Driver & Passenger Position**	<b>D</b>	57-1/4"	56-3/4"
Ramp Length	<b>E</b>	52"	48"
Ramp Width (Usable Clear Opening)	<b>F</b>	29-1/4"	30"
Ramp Angle (with Vehicle Kneeled)	<b>G</b>	9.1°	10.2°
Interior Floor Length (Behind Front Seats)	<b>H</b>	50"	50"
Overall Interior Floor Length (Flat Area)	<b>I</b>	83-1/2"	83"
Interior Width at B Pillars	<b>J</b>	62-1/4"	61-1/2"

\*Deduct 2-3/4" off the Interior Height for vehicles with overhead DVD/rail system. \*\* Deduct 3" off the Interior Height for vehicles with moon roof. Due to manufacturing tolerances both with the OEM vehicle and the conversion components, all dimensions may vary slightly from those shown.